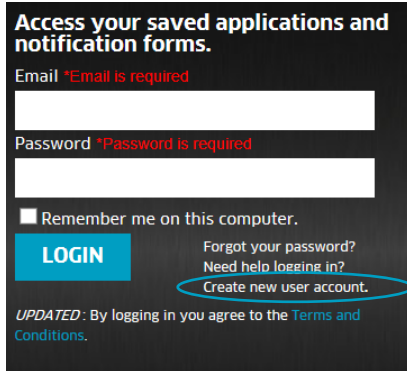


Creating the Listing Application

Step 1: Create a user account by clicking **Create new user account.**

If you already have an account, please proceed to Step 2.



Access your saved applications and notification forms.

Email ***Email is required**

Password ***Password is required**

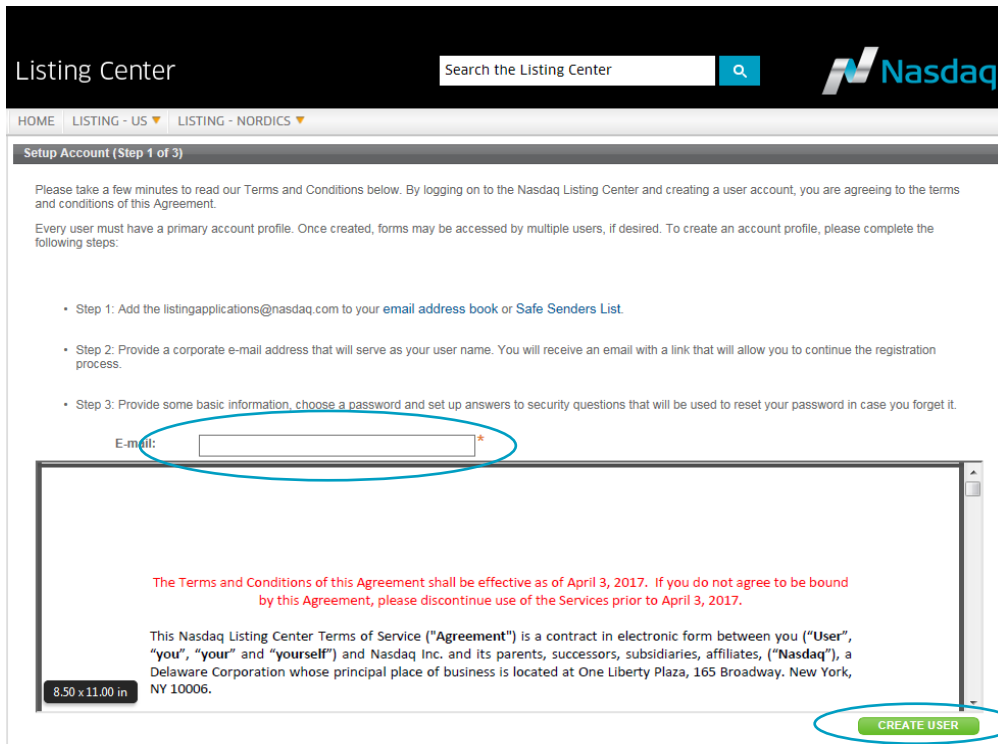
Remember me on this computer.

LOGIN

Forgot your password?
Need help logging in?
Create new user account.

UPDATED: By logging in you agree to the [Terms and Conditions.](#)

Enter the email to be associated with the account, review the terms and conditions and click **CREATE USER**



Listing Center

Search the Listing Center

HOME | LISTING - US | LISTING - NORDICS

Setup Account (Step 1 of 3)

Please take a few minutes to read our Terms and Conditions below. By logging on to the Nasdaq Listing Center and creating a user account, you are agreeing to the terms and conditions of this Agreement.

Every user must have a primary account profile. Once created, forms may be accessed by multiple users, if desired. To create an account profile, please complete the following steps:

- Step 1: Add the listingapplications@nasdaq.com to your [email address book](#) or [Safe Senders List](#).
- Step 2: Provide a corporate e-mail address that will serve as your user name. You will receive an email with a link that will allow you to continue the registration process.
- Step 3: Provide some basic information, choose a password and set up answers to security questions that will be used to reset your password in case you forget it.

E-mail:

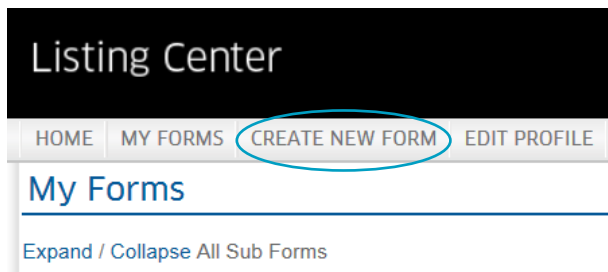
The Terms and Conditions of this Agreement shall be effective as of April 3, 2017. If you do not agree to be bound by this Agreement, please discontinue use of the Services prior to April 3, 2017.

This Nasdaq Listing Center Terms of Service ("Agreement") is a contract in electronic form between you ("User", "you", "your" and "yourself") and Nasdaq Inc. and its parents, successors, subsidiaries, affiliates, ("Nasdaq"), a Delaware Corporation whose principal place of business is located at One Liberty Plaza, 165 Broadway. New York, NY 10006.

CREATE USER

The system will send an email requesting that the email address be validated. Please click the link and follow the steps to complete the registration. A second email will be sent once registration is complete.

Step 2: Once logged into your account, click **CREATE NEW FORM**



Step 3: Select Listing Center **U.S. Market: NASDAQ** ▼

Step 4: I am completing a form on behalf of a company

- Currently listed on Nasdaq
 Applying to list on Nasdaq

Step 5: I would like to complete a:

- Company Logo Submission Form ⓘ
 Hearing Request Form ⓘ
 Listing Application ⓘ
 Rule Interpretation Request Form ⓘ

Step 6: I would like to complete a listing application for a:

- Seasoned Company, Company Switching from Another U.S. Market,
OR
Company Seeking to List Securities Already Trading on a Foreign Market without a Public Offering
 Company Conducting an Initial Public Offering or Distribution Spinoff
 Company Seeking Dual Listing on NASDAQ and another U.S. Exchange
 Company Seeking to List an Exchange Traded Fund or Other Structured Product

Step 7: Is this the first product to be listed on Nasdaq by your organization or trust? * Yes No

Choose “Yes” if the trust does not have any products currently listed on Nasdaq. If “Yes” is chosen, the following will appear:

Please note that a Corporate Governance Certification Form and Listing Agreement must be submitted in the name of the trust.

Issuers registered under the Investment Company Act of 1940 (the “40 Act”) are not required to submit a Corporate Governance Certification

Step 8: How many products will be included in this application? *

Multiple products issued by the same trust may be included regardless of launch date.

Step 9: Central Index Key (CIK)  *

If you do not know the trust's CIK, you can look it up [here](#).

Step 10: Enter the following LETTER code: *



Type the code from the image

Step 11: Click 

Completing the Listing Application

Fields that contain a (*) indicate that it is required for submission.

Section 1: GENERAL COMPANY INFORMATION

Enter as much information as possible. If this is not the issuers first Nasdaq listing, certain information will be pre-populated. Please check this information for accuracy.

Any information not provided upon the initial submission can be provided directly to the assigned Nasdaq analyst during the application process.

Section 2: OFFERING AND SECURITY INFORMATION

Enter as much information as possible. The following fields are necessary to begin processing the application:

- **Product Type** Product types are consistent with the Nasdaq listing rules.

Nasdaq Rule Product Type	Industry Equivalent
Index Fund Shares	ETF (Passive)
Managed Fund Shares	ETF (Active)
Linked Securities	ETN

- **Product Symbol** If a symbol has not been reserved, please contact Nasdaq staff to complete a reservation. If a symbol has not been chosen, please enter "XXXX" and notify Nasdaq staff once a symbol has been chosen.
- **Product CUSIP** If the CUSIP is not yet available, please enter any 9 alpha-numeric characters (e.g. 999999999)

ISSUE-SPECIFIC INFORMATION OFFERING AND SECURITY INFORMATION [\(Hide Details...\)](#)

Product 1	
Product Type:	<input type="text"/>
Product Symbol:	<input type="text"/>
Product CUSIP:	<input type="text"/>
Product Name:	<input type="text"/>
Product Fiscal Year End:	<input type="text"/>
Anticipated number of shares/units distributed prior to trading:	<input type="text"/>
Anticipated price per share:	\$ <input type="text"/>
Expected Date of Initial Trading:	<input type="text"/>
Fund Inception Date:	<input type="text"/>
Entity that will calculate and disseminate the Intraday Portfolio or Reference Asset Value:	<input type="text"/>
Expected Effective Date of the registration statement:	<input type="text"/>
Expected closing date of the initial distribution:	<input type="text"/>
Will the CUSIP number(s) be included in the file of eligible issues of a registered securities depository upon the commencement of trading?	<input type="radio"/> Yes <input type="radio"/> No
Will the stock certificates contain any restrictive legends? If yes, please describe.	<input type="radio"/> Yes <input type="radio"/> No
Is the Security Book Entry Only?	<input type="text"/>

Investment Objective

Check the box if the product is subject to SEC approval of a 19b4 rule proposal.

Please check this box only if you are listing this product following the approval of a 19b-4 rule proposal.

By selecting this box, I hereby certify that I have consulted with the portfolio manager and chief compliance officer and based on that consultation I further certify that as of the launch date of this product, the product will be in compliance with the description of the portfolio and limitations on portfolio holdings described in the product's 19b-4 application and to the extent practicable during the product's initial investment period.

Section 3: BOARD MEMBER INFORMATION

Enter Board Member Information

Note: Issuers registered under the Investment Company Act of 1940 (the "40 Act") are not required to submit this information.

Section 4: REGULATORY PROCEEDINGS/LITIGATION

Complete Parts 1 & 2

Note: Issuers registered under the Investment Company Act of 1940 (the "40 Act") are not required to submit this information.

Section 5: ATTACH SUPPORTING DOCUMENTS AND FEE PAYMENT INFORMATION

Index Data Template

Click [DOWNLOAD INDEX DATA TEMPLATE](#)

Click [Browse](#) and once you have selected the document click [UPLOAD](#)

Note: For passive ETFs and ETNs, if the issuer is not the index provider, please send the component file directly to the analyst after submitting the application. All other product types should complete and submit the template with the application.

Fund/Index Provider Representation

Click [Browse](#) and once you have selected the document click [UPLOAD](#)

Calculation/ Distribution Representation

Click [Browse](#) and once you have selected the document click [UPLOAD](#)



Fee Payment Information

Enter the requested information regarding payment of the application fee. If this is not available at the time of submission, leave this section blank and notify Nasdaq staff.

Section 6: AFFIRMATION

Sign the application

Name *	<input type="text"/>
Title/Firm *	<input type="text"/>
Date *	<input type="text"/>
Initials *	<input type="text"/>

I have been authorized by the company belief, the information provided is true ε

Click [SUBMIT FORM NOW](#) and your application is complete!

If you want to save the application and submit it later click [SAVE FOR LATER](#)

Once the application has been submitted and logged by Nasdaq, the issuer will receive an email confirming submission and including contact information for the assigned analyst. Please note that once submitted, the application may not be updated. Any updates after submission should be sent directly to the assigned analyst.